

Claremont Park, planting schedule

Specimen Shrubs to Northern Boundary

To reinforce the 'Woodland Character' Claremont Park is fringed by a specimen shrub buffer, forming a recognisable woodland edge along the park's boundaries.



Mahonia eurybracteata 'Soft Caress'
Mountain Grape




Rosa canina
Dog rose



Sarcococca hookeriana var. digyna 'Purple Stem'
Himalayan sweet box



Hydrangea quercifolia 'Snow Queen'
Oak leaved hydrangea




Cornus species
Dogwood

Claremont Park, planting schedule

Southern Boundary Planting

The southern park edge is characterised by a wooded spine along Clitterhouse Crescent. An ever-green native hedge along the boundary with the back gardens provides a robust and instant backdrop for a more deciduous flowering and fruiting native shrub understorey facing the park.




Ligustrum vulgare
Privet



Taxus baccata
Yew



Ilex aquifolium
Holly



Crataegus monogyna
Hawthorn



Galanthus nivalis
Snowdrop

Claremont Park, planting schedule

Entrance Ornamental Planting

The entrances to the park are celebrated with a carefully curated shrub and herbaceous planting mix that will provide long flowering periods as well as all year round interest and a high proportion of evergreens.



Luzula nivea
Snow rush



Helleborus argutifolius
Holly leaved hellebore



Euphorbia amygdaloides
Wood spurge



Deschampsia cespitosa
Tufted hair grass




Geranium dreamland
Cranesbill

Claremont Park, planting schedule


Pictorial Flower Meadows

Colour is brought to the park through a framework of long flowering pictorial meadows consisting of a range of flowers which tolerate light shade as well as sun. This robust and very richly coloured meadow brings long flowering impact and ever changing colour combinations. This meadow is a haven for wildlife from early pollinators through to a feast of seed heads in autumn for the birds.



Pictorial Meadows, Treasure Chest

Summer flower




Fritillaria meleagris

Snake's head



Camassia leichtlinii

Great camas




Primula

Primroses

Claremont Park, planting schedule

Native Wildflower Meadow

The native wildflower meadows mark the western and eastern part of Claremont Park. Wildflower Turf consists of wildflowers as well as native grasses and are much subtler in colour than the showy Pictorial Flower Meadow whilst still providing flowering interest as well as food for wildlife.



Native wildflower meadow 'Flora Meadow'
Early summer



Hyacinthoides non-scripta
Bluebell



Anemone nemorosa
Wood anemone



Narcissus poeticus
Daffodil

Claremont Park, planting schedule

Play Area Planting

Within the children's play area single species blocks of naturally lower growing shrubs are planted in dense groups leaving between them a natural path network evoking the presence of deer and other woodland mammals. These passages also provide additional play value as they invite children to explore without trampling the shrubs.




Pinus mugo
Dwarf mountain pine



Armeria maritima
Sea thrift



Salix purpurea 'Nana'
Purple willow



Corylus avellana Contorta
Hazel



Cornus sanguinea 'Midwinter Fire'
Dogwood

Claremont Park, planting schedule


SuDs and Pond Planting

The swale as well as the upper banks of the pond are planted with a special wildflower meadow that tolerates drought as well as periodical flooding. This meadow is layered with shrubs that are native to this environment such as purple willow and dogwood as well as clumps of the large evergreen sedge grass. The margins of the pond will be framed by flowering native plants.



SuDS Turf by Wildflowerturf

Native mix wildflower



Nymphaeaceae

Water lilies




Iris pseudacorus

Yellow iris



Carex acutiformis

Lesser pond sedge



Caltha palustris

Marsh Marigold

Claremont Park, planting schedule

Tree Planting


The tree planting palette has been selected to evoke a predominately native woodland character. The tree species selection corresponds to their natural habitats with aspen, alders and willows by the water's edge and adjacent to the swale, along the southern boundary crab apple, field maple and mountain ash can be found, scots and mountain pines frame the concreted areas of the playground and skate park.



Salix alba
White willow



Malus sylvestris
Crab apple



Tilia cordata
Small leaved lime



Betula pendula
Silver birch



Alnus glutinosa
Common alder